

1A

hatchling

DISCOVER

READING

WRITING

PHONICS

consonant +
short vowel
sounds

cvc words



blackbird & company

EDUCATIONAL PRESS

consonant + short vowel sounds

Week 1

.....

a, b, c, d

Week 1Day 1 **Vowel Name & Sound**

“**A**” is a special letter called a vowel.

Use a pencil to trace each letter once and write it four times.

A A

a a

The short vowel “**A**” sounds like the “**a**” in:

*Cut and paste
the picture that
matches the word.*

*Color the picture
using your set of
colored pencils.*

alligator

Use a pencil to trace the word once and write it three times.

alligator

Week 1

Day 2 □

Consonant Name & Sound

Use a pencil to trace each letter once and write it four times.

B B

b b

The consonant “**B**” sounds like the “**b**” in:

*Cut and paste
the picture that
matches the word.*

*Color the picture
using your set of
colored pencils.*

binky

Use a pencil to trace the word once and write it three times.

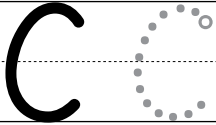
binky

Week 1

Day 3 □

Consonant Name & Sound

Use a pencil to trace each letter once and write it four times.




The hard consonant “**C**” sounds like the “**c**” in:

*Cut and paste
the picture that
matches the word.*

*Color the picture
using your set of
colored pencils.*

corn

Use a pencil to trace the word once and write it three times.



Week 1

Day 4 □

Consonant Name & Sound

Use a pencil to trace each letter once and write it four times.

C C

c c

The soft consonant “**c**” sounds like the “**c**” in:

*Cut and paste
the picture that
matches the word.*

*Color the picture
using your set of
colored pencils.*

cent

Use a pencil to trace the word once and write it three times.


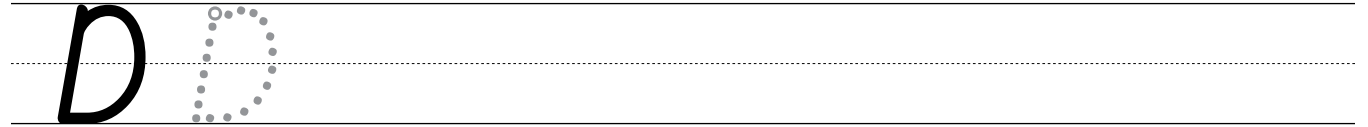
cent

Week 1

Day 5 □

Consonant Name & Sound

Use a pencil to trace each letter once and write it four times.



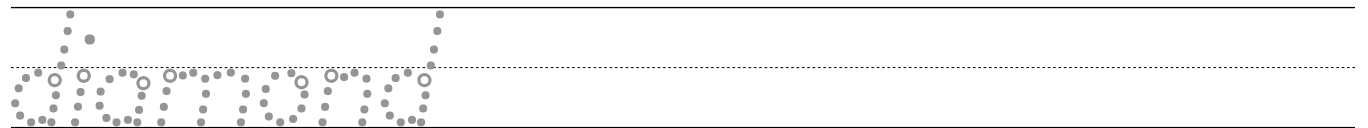
The consonant “**D**” sounds like the “**d**” in:

*Cut and paste
the picture that
matches the word.*

*Color the picture
using your set of
colored pencils.*

diamond

Use a pencil to trace the word once and write it three times.



Week 1**Sight Words**

Read each sight word then use a pencil to trace and write it.
After writing each sight word, write it again on a flash card and add it to your ring of words.

Day 1 *the**Trace**the**Write**of**of*Day 2 *and**and**a**a*Day 3 *to**to**in**in*Day 4 *is**is**you**you*

Week 1

Journal

Day 4 or 5

Read: **The Story of Johnny Appleseed**, by Alik.

Draw a **Johnny Appleseed** story:



Write a **Johnny Appleseed** story:

Week 1**Linework**

Day 4 or 5 □

Carefully trace the lines using your favorite colored pencils.

