

10th Grade







Grade Level Collection | *Suggested Schedules*

This 40 week schedule represents about 9 months on the calendar, allowing for 175–180 days of instruction after accounting for breaks and holidays. This suggested outline shows how the pieces of your Grade Level Collection can be puzzled together over the course of the school year. Any of the elements can be staggered and/or spaced out in order to meet your particular needs, creating a varied and comprehensive learning experience.

1 = Calendar Week Number **1** = 1 Week or Section in Workbook  = Review or Complete  = No Assignment

Level 4: American Lit • 60–90 minutes/day 4–5 days/week • 36 Weeks

Use 4 weeks to complete the journal activities. Use week 5 for essay writing and project. Use week 6 if needed to exten writing and/or projects.

1	2	3	4	5	6	7	8	9	10	11	12	13	14	15	16	17	18	19	20	21	22	23	24	25	26	27	28	29	30	31	32	33	34	34	36	37	38	39	40	
1	2	3	4	5		1	2	3	4	5		1	2	3	4	5		1	2	3	4	5		1	2	3	4	5		1	2	3	4	5						
The Acts of King Arthur and His Noble Nights					The Boys in the Boat					The Great Gatsby					A Separate Peace					To Kill a Mockingbird					A Tree Grows in Brooklyn															

The Essay Volume 5: Write the Persuasive Essay • 2 hours/week, 1, 2, or 3 days • 10 Weeks

This unit can also be spread out to 20 weeks by working every other week

1	2	3	4	5	6	7	8	9	10	11	12	13	14	15	16	17	18	19	20	21	22	23	24	25	26	27	28	29	30	31	32	33	34	34	36	37	38	39	40		
1	1	2	2	3	3	4	4	5	5																																

Operation Lexicon: John Steinbeck • 15–30 minutes/day, 3 days/week • 25 Weeks

Begin on week 12

1	2	3	4	5	6	7	8	9	10	11	12	13	14	15	16	17	18	19	20	21	22	23	24	25	26	27	28	29	30	31	32	33	34	34	36	37	38	39	40	
											1	2	3	4	5	6	7	8	9	10	11	12	13	14	15	16	17	18	19	20	21	22	23	24	25					

Suggested weekly schedule for literature

	MONDAY	TUESDAY	WEDNESDAY	THURSDAY	FRIDAY
Preliminary	Complete Section 1 reading before beginning Week 1				
WEEKS 1–4 Sections 1–4	<ul style="list-style-type: none"> Begin Notes: <ul style="list-style-type: none"> Character Themes, Symbols, Motifs Vocabulary Quotes 	<ul style="list-style-type: none"> Continue Notes: <ul style="list-style-type: none"> Character Themes, Symbols, Motifs Vocabulary Quotes Write <i>150 Word Synopsis</i> rough draft Brainstorm <i>Section 5 Project</i> 	<ul style="list-style-type: none"> Complete Notes: <ul style="list-style-type: none"> Character Themes, Symbols, Motifs Vocabulary Quotes Edit and complete <i>150 Word Synopsis</i> final draft Write <i>300 Word Reflection</i> rough draft 	<ul style="list-style-type: none"> Edit <i>300 Word Reflection</i> and conference with an adult Write <i>300 Word Reflection</i> final draft Discussion 	<ul style="list-style-type: none"> Section due Begin reading for next section
WEEK 5 Section 5	<ul style="list-style-type: none"> Begin <i>Section 5 Essay</i> Begin <i>Section 5 Project</i> 	<ul style="list-style-type: none"> Continue <i>Section 5 Essay</i> Continue <i>Section 5 Project</i> 	<ul style="list-style-type: none"> Continue <i>Section 5 Essay</i> Continue <i>Section 5 Project</i> 	<ul style="list-style-type: none"> Continue <i>Section 5 Essay</i> Continue <i>Section 5 Project</i> 	<ul style="list-style-type: none"> Section 5 Essay and Project due Begin reading for next guide