

hello!

START HERE

1. Check your order

We've made every effort to pack your collection carefully. Please take a moment to make sure you've received everything you ordered.

CONTACT US WITHIN 2 WEEKS IF ANYTHING IS MISSING OR INCORRECT.

2. Get to know your collection

The following unboxing sheets will give you a brief introduction to each component of your collection.

IMPORTANT: Carefully read the teacher and student information in the front of each guide.


3. Browse the schedules

The *Suggested Yearly Schedule* is just that, a suggestion. Our materials are designed to adapt to your schedule, your teaching style, and your student's learning style.

The *Weekly Literature Schedule* is also a suggestion, but over many years, this approach has proven to be a great tool in helping students succeed and flourish.


4. Explore our support resources:

Parent/Teacher Info




[blackbirdandcompany.com/
information-for-parents-and-teachers](https://blackbirdandcompany.com/information-for-parents-and-teachers)

Answer Keys



[blackbirdandcompany.com/
information-for-parents-and-teachers/
answer-keys](https://blackbirdandcompany.com/information-for-parents-and-teachers/answer-keys)

Free Resources



[blackbirdandcompany.com/
product-category/free-stuff](https://blackbirdandcompany.com/product-category/free-stuff)

Videos



[blackbirdandcompany.com/
video-collection/](https://blackbirdandcompany.com/video-collection/)

Thank you for choosing a Grade Level Collection!

We've made every effort to pack your collection carefully. Please take a moment to make sure you have received everything included in your order.

Your 3rd Grade Collection contains the following items:

LITERATURE/WRITING: Level 1 Year Pack D

6 Workbooks & Novels:

- The Hundred Dresses*
- A Mouse Called Wolf*
- Rickshaw Girl*
- Teacher Helps*
- The Iron Giant*
- The Poet's Dog*
- The Year of Miss Agnes*

CREATIVE WRITING • Storymaker B: Fairy Tales

- Student Workbook*
- Setting and Character Flash Cards*
- Miniature Object Set*

GRAMMAR • One True Sentence A: Parts of Speech

- Student Workbook*
- Parts of Speech Flash Cards*

VOCABULARY • Operation Lexicon: Traits of Character

- Student Workbook*
- Character Traits Poster*
- Colored Pencil Set*

RESEARCH WRITING • Significant People - Year Pack A

- | | | | |
|--|---|---|---|
| George Washington | Abraham Lincoln | Pocahontas | Buffalo Bill |
| <input type="radio"/> <i>Student Workbook</i> | <input type="radio"/> <i>Student Workbook</i> | <input type="radio"/> <i>Student Workbook</i> | <input type="radio"/> <i>Student Workbook</i> |
| <input type="radio"/> <i>George Washington</i> | <input type="radio"/> <i>Abraham Lincoln</i> | <input type="radio"/> <i>Pocahontas</i> | <input type="radio"/> <i>Buffalo Bill</i> |

PLEASE CONTACT US WITHIN 2 WEEKS IF ANY OF YOUR ITEMS ARE MISSING OR INCORRECT.

Now that you've checked your package, let's learn about each item...



The following information will help you become familiar with each piece of your collection.

Literature + Writing Discovery: Level 1 - Year Pack D

1. In addition to the blue student guides and accompanying books, you will have received a thin “Teacher Helps” volume. Taking time to read carefully to understand what is expected of your student along the way, you will discover strategies that will enable you to support and inspire learning.
2. Answer keys can be found here:
***blackbirdandcompany.com* » Parents/Teachers » Answer Keys**
3. Additionally, inside each student workbook is a “How-to” guide, as well as instructional prompts along the way—please read this information carefully. These components act as a built in “Teacher/Mentor” to support each step of the student’s journey.



Ultimately, when it comes to language arts learning, much of the exceptional work that students accomplish will be subjective in nature tied to their ideas. As we value the ideas of the student—their discoveries from reading, their observations—and challenge them to write these ideas well, the outcome, over time, is that literacy skills soar.

Storymaker B: Fairy Tales

When staring at the blank page, it is often the first sentence that’s the most difficult to tackle. *Storymaker*, complete with story starters, setting & character flash cards, and object prompts, gives the support needed to create an exciting **story hook** that will get the writing started! An engaging hook—the very first sentence—conquers writer’s block with the swish of a pencil.

Over the course of 20 weeks (once weekly), as students craft their hook, they will develop confidence and creativity that will carry over into all other schoolwork. With *Storymaker*, students will learn to write (in the words of Hemingway) “One true sentence...,” and the rest will follow.

Instructions **For Teachers** are included at the beginning of each student guide. We have also included a space for the teacher to make note of **Weekly Edit Reminders** that will help the student improve mechanics, spelling, and grammar. One of the most important habits to form while using *Storymaker* is for the student to read their own story after writing, this is the first step in learning to self-edit.

Creative journaling is an indispensable part of language arts. Beyond its academic significance, it provides an opportunity to develop important skills and the writer’s unique voice.



One True Sentence A: Parts of Speech

Over the course of 25 weeks, focusing on a single part of speech each week, students are prompted to craft their own creative sentences. A sentence is simply a collection of words that conveys an idea. When well-crafted sentences are connected wisely, one after another, ideas grow wider and deeper. But without the basic tools of construction—the parts of speech—meaning and communication are lost.

Following are some strategies that will help you begin:

1. **Before we begin** and **Amazing, right?** Please read these two short sections (in the front of the student guide) before turning to the **For the teacher** information.
2. **For the Teacher** Please read this information closely (in the front of the student guide) and refer back to it as necessary.
3. Each day, your student will spend about 15 minutes constructing sentences within a framework. Day 1 will walk them through an introduction to a particular part of speech and offer exercises to practice constructing sentences using that part of speech. On Day 2 through 5, they will continue constructing.

Ultimately, the purpose of learning the parts of speech is to produce well-formed sentences that communicate ideas clearly. As your students practice the art of constructing sentences, they will develop skills, confidence, and creativity that will carry over into all other schoolwork.



Operation Lexicon: Traits of Character

Finding just the right word can be a mighty struggle for students and seasoned writers alike. Operation Lexicon: Traits of Character is a golden opportunity for students to meet the struggle head-on, while exploring the wonder of words that describe human characteristics. The English language has a plethora of words for describing people—their diverse personality, their diverse character and their diverse temperament. Each week, as they collect descriptive words, teasing out their meaning and playing with application, students will discover the astonishing potential of a singular word. Let's dive in to the wonderful world of words!



Over the course of 10 weeks, your students will be introduced to 100 exceptional words that are exemplified by ten exceptional people. This guide can be completed in 10 weeks, one sitting per week, but can also be slowed down and completed at leisure over the course of a semester. Simply divide the tasks for each lesson. Listening to the book twice, whether following along or not, will help the character traits settle into the accessible memory.

Each week, after listening to a story about a larger-than-life person from our video library, students will complete simple sentences using the character trait word list to describe the person being featured.

At the end of each lesson, students will color the new words on their poster so that at the end of the 10 lessons they will have a poster of 100 new words to describe people and the characters they read about in specific and wonderful ways.

Research Writing: Significant People - Year Pack A

In 5 short weeks, your students will walk through the process of studying a significant person from history, culminating in the crafting of an original biographical essay. An hour per week of focused time should be sufficient to complete this work. Some students may need a bit more time to account for the reading.

Following are some strategies that will help you begin:

1. Begin by reading the ***How this Guide is Organized*** in the front of the student guide.
2. Study the ***Assignment Checklist*** in the front of the student guide, as this is a tool that can be utilized by both the student and the teacher.
3. Study the ***Essay Diagram*** also in the front of the student guide. During the first three weeks, students will read the biography, gather words to help them describe the person, and create one body paragraph each week. During the fourth week, students will craft an opening and closing paragraph and put their essay together.
4. Week 5 is devoted to creating a final draft of their essay, as well as a culminating project to accompany the research.

Exploring and being inspired by larger-than-life people who have impacted the shaping of the world, will inspire students to have a larger view of what's possible.



blackbird & company

READ WELL • WRITE WELL • THINK WELL

3rd Grade

Grade Level Collection | Suggested Weekly Literature Schedule

This 5 week schedule is a suggested daily approach to the literature component of your Grade Level Collection.

Following a schedule similar to this will help students stay on track with weekly assignments while allowing relaxed time for reading, as well as concentrated time for thinking, writing, and editing.

	Monday	Tuesday	Wednesday	Thursday	Friday
WEEK 1 Preliminary WEEK 1 Begin Section 1	<ul style="list-style-type: none"> Complete Section 1 reading before beginning Week 1 Complete vocabulary Begin notes (Character/Setting/Plot) 	<ul style="list-style-type: none"> Complete notes (Character/Setting/Plot) Begin comprehension questions 	<ul style="list-style-type: none"> Write rough draft Complete notes & comprehension questions if needed 	<ul style="list-style-type: none"> Edit rough draft and conference with an adult Write final draft 	<ul style="list-style-type: none"> Section 1 due Begin reading for Section 2
WEEK 2 Begin Section 2	<ul style="list-style-type: none"> Discussion questions from Section 1 Complete vocabulary Begin notes (Character/Setting/Plot) 	<ul style="list-style-type: none"> Complete notes (Character/Setting/Plot) Begin comprehension questions 	<ul style="list-style-type: none"> Write rough draft Complete notes & comprehension questions if needed 	<ul style="list-style-type: none"> Edit rough draft and conference with an adult Write final draft 	<ul style="list-style-type: none"> Section 2 due Begin reading for Section 3 Brainstorm ideas for Section 5
WEEK 3 Begin Section 3	<ul style="list-style-type: none"> Discussion questions from Section 2 Complete vocabulary Begin notes (Character/Setting/Plot) 	<ul style="list-style-type: none"> Complete notes (Character/Setting/Plot) Begin comprehension questions 	<ul style="list-style-type: none"> Write rough draft Complete notes & comprehension questions if needed 	<ul style="list-style-type: none"> Edit rough draft and conference with an adult Write final draft 	<ul style="list-style-type: none"> Section 3 due Begin reading for Section 4 Develop your idea and plan Section 5
WEEK 4 Begin Section 4	<ul style="list-style-type: none"> Discussion questions from Section 1 Complete vocabulary Begin notes (Character/Setting/Plot) 	<ul style="list-style-type: none"> Complete notes (Character/Setting/Plot) Begin comprehension questions 	<ul style="list-style-type: none"> Write rough draft Complete notes & comprehension questions if needed 	<ul style="list-style-type: none"> Edit rough draft and conference with an adult Write final draft 	<ul style="list-style-type: none"> Section 4 due Continue developing and planning Section 5
WEEK 5 Begin Section 5	<ul style="list-style-type: none"> Execute Section 5 >> 	<ul style="list-style-type: none"> Execute Section 5 >> 	<ul style="list-style-type: none"> Execute Section 5 >> 	<ul style="list-style-type: none"> Execute Section 5 >> 	<ul style="list-style-type: none"> Section 5 due Begin reading for next guide